

# Renzulli Learning Systems

## Personal Success Plan: Quick Start Guide

### The Personal Success Plan tool:

- Is an interactive, web-based, goal-setting tool that establishes student ownership of his / her education.
- Supports students in their identification and pursuit of social, academic, and ultimately economic goals, both short & long-term.
- Guides students as they create a living portfolio of both academic and personal goals associated with self-selected interests, role-models and career choices.
- Provides an integrated and stand-alone planning document, for use by *any* student, for creating time-based plans to meet *any* goal.

The screenshot shows the PSP website interface with a navigation bar at the top containing: Home, My Interests, My Heroes and Helpers, My Careers, My Goals, My Plans, and My Projects. The main content area features several sections:

- Top Section:** A paragraph stating "It is natural and fun to **dream** about your future — where you will live, your future work, the kinds of friends you will have in the future, and how you will spend your time." Below this is a quote: "Dreams are important to everyone, but it takes work and plans to make them come true—and it is never too soon to start!"
- Images:** Several images illustrate various career and personal goals, including a basketball player, a pilot, an astronaut, a firefighter, a singer, and scientists in a lab.
- Bottom Section:** A paragraph stating "Right now—**TODAY**—you can begin setting goals and making plans that will help you fulfill your dreams. It starts by creating your own." This is followed by the heading "Personal Success Plan (PSP)" and a prompt: "Please click below to see how each step can help you plan for a fantastic future!"
- Navigation Links:** A list of links: [My Interests](#), [My Heroes and Helpers](#), [My Careers](#), [My Goals](#), [My Plans](#), and [My Projects](#).
- Logo:** The WIFM logo with the tagline "What's In It For Me?"

### » Students



To explore the Renzulli PSP Site Today:

- 1) Go to [www.renzullilearning.com](http://www.renzullilearning.com)
- 2) Click the **Students Login** button.
- 3) **Female student username:** Teak101 and **password:** Teak101
- 4) **Male student username:** Graw101 and **password:** Graw101
- 5) Click the **My Portfolio** icon
- 6) Click the **My PSP** icon
- 7) Explore the **Personal Success Plan!**

## PSP Home Page

- Learn about each of the sections of the PSP by visiting the bottom of the Home Page tab.
  - Click each of the six (6) links on the PSP Home Page section to view a brief description of the purpose of each section of the tool.
  - Click the **Close** button once you've read each section overview.
- 
- Click the **What's In It For Me?** icon to read the student motivational strategy of thinking big!



## Personal Success Plan (PSP)

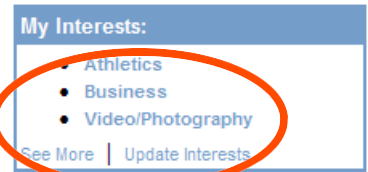
Please click below to see how each step can help you plan for a fantastic future!

- [My Interests](#)
- [My Heroes and Helpers](#)
- [My Careers](#)
- [My Goals](#)
- [My Plans](#)
- [My Projects](#)



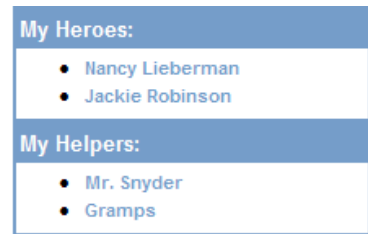
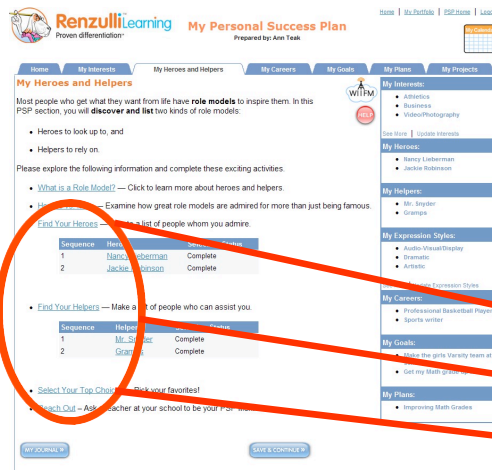
## My Interests

- The first task for students is to reflect and confirm their Top 3 interest areas as determined by the Renzulli Profiler.
- Click any of the 3 existing interests to learn more about this interest area.
- Click **See More** to learn about all 13 interest areas.
- Click **Update Interests** to revisit the Profiler survey at any time.



## My Heroes and Helpers

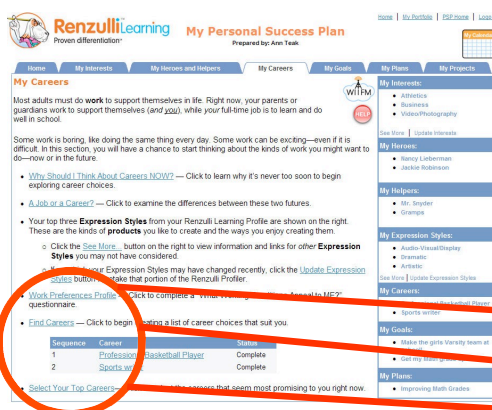
- The second task for students is to discover and list role models that inspire them.
- Heroes are those people a student looks up to.
- Helpers are those people a student can rely on.
- Click the **Find Your Heroes** and **Find Your Helpers** links to explore possible role models.
- Click the **Select Your Top Choices** to rank the Heroes and Helpers uncovered during your research.



- [Find Your Heroes](#)
- [Find Your Helpers](#)
- [Select Your Top Choices](#)

## My Careers

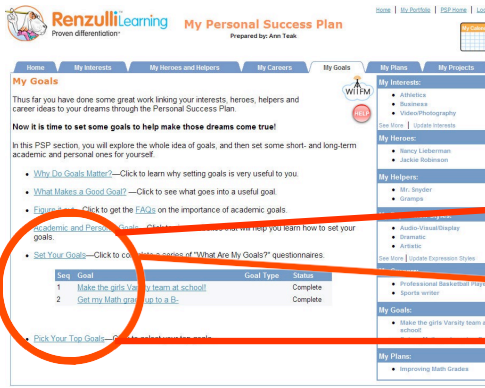
- The third task for students is to discover and list career possibilities.
- The Renzulli Profiler identifies student's preferred Expression styles, which can help guide career choices.
- Click the **Work Preferences Profile** link to access / edit a four page survey.
- Click the **Find Careers** link to explore career options and detail the reasons for selecting a particular option.
- Click the **Select Your Top Careers** link to rank the careers researched.



- [Work Preferences Profile](#)
- [Find Careers](#)
- [Select Your Top Careers](#)

### My Goals

- The fourth task for students is to identify and detail Academic & Personal Goals.
- Both Academic and Personal Goals can be categorized as short or long-term to help with planning.
- Click the **Academic and Personal Goals** link to learn about setting and meeting goals.
- Click the **Set Your Goals** link to complete a series of surveys about goals.
- Click the **Pick Your Top Goals** link to rank the goals established.



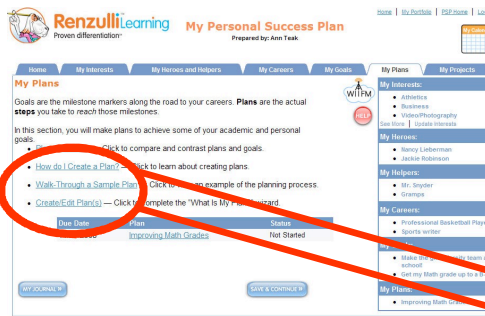
**My Goals:**

- Make the girls Varsity team at school!
- Get my Math grade up to a B-

- [Academic and Personal Goals](#)
- [Set Your Goals](#)
- [Pick Your Top Goals](#)

### My Plans

- The fifth task for students is to determine and schedule the steps to take to fulfill their goals.
- Each planning item created will include scheduling tasks in a calendar tool.
- Click the **How do I Create a Plan?** link to learn about the planning process.
- Click the **Create/Edit Plan(s)** link to establish plans to fulfill the student's chosen goals.



**My Goals:**

- Make the girls Varsity team at school!
- Get my Math grade up to a B-

**My Plans:**

- Improve my dribbling
- Improving Math Grades

- [How do I Create a Plan?](#)
- [Create/Edit Plan\(s\)](#)

### My Projects

- The final task for students is to develop project(s) that further their plans and allow them to support of their interests, goals, or career ideas.
- There is no limit to the number of projects the student can work on as part of their PSP.
- All projects developed as part of the PSP are stored within the student's Wizard Project Maker tool, available within the **My Portfolio** section.
- Click the **Preview** links next to the project name to view a printable summary of the project.
- Click the **The World Is Yours** link to explore hundreds of junior practicing professional project templates by career topics of interest.



- Your PSP Projects** — Click to the link(s) below to Preview or Add a Project to your List.
- PSP Explore a Career** — [Preview](#) Add to your Project List
- Enter a name for this project (you can change it later):
- Click here to save and get started on your project with the Wizard Project Maker.
- [SAVE & GO TO WIZARD >>](#)
- The World Is Yours** — Click to browse other Renzulli Super Starter Projects.

### My Calendar

- Students will have access to a **My Calendar** tool throughout the PSP program.
- Events can be scheduled in the **My Plans** section or by clicking the **My Calendar** icon on any page.
- Click the **Add Calendar Event** button to schedule a task.
- Click on a date with a star to view that days tasks.



**My Calendar** ☆ = Event Scheduled Click on the date to view events. [ADD CALENDAR EVENT >>](#) [CLOSE >>](#)

S	M	T	W	T	F	S
28	29	30	1	2	3	4
5	6	7	8	9	10	11
12	13	14	15	16	17	18
19	20	21	22	23	24	25
26	27	28	29	30	31	1